



# ABR Dynamic Blend Equity & Volatility Fund

**Institutional Class: ABRVX**  
**Investor Class: ABRTX**

**Target:** Seeks absolute returns with outsized performance in periods of market volatility

**Use for:** Core holding; Equity substitute; Long volatility exposure

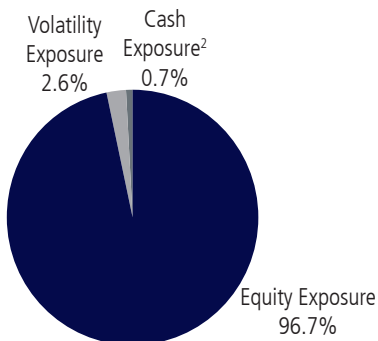
## Dynamic Allocation

Seeks to capture favorable volatility movements in the equity markets while maintaining equity exposure to preserve positive performance during extended periods of rising markets.

## Objective

Employs a model-driven investment approach to determine an allocation among equities, equity volatility, and cash via instruments that track the S&P 500® Total Return Index, the S&P 500® VIX Short-Term Futures Total Return Index (SPVXSTR), and cash instruments. Designed to hold each security in approximately the same proportion as its weighting in the ABR Dynamic Blend Equity & Volatility Index Powered by Wilshire<sup>SM</sup> (ABRVXX).

## AVERAGE PORTFOLIO EXPOSURE (%)<sup>1</sup>



<sup>1</sup>Portfolio composition was determined each day using end-of-day NAV and the closing prices of each holding. The daily values of each Exposure category were then averaged from 1/1/2017 through 3/31/2017.

<sup>2</sup>Includes money market fund, income/expense accruals and receivables/payables.

## FUND STATISTICS

Inception Date	8/3/2015
Ticker Symbol	ABRVX
Standard Deviation	
Fund	6%
S&P 500	7%
Beta	0.93
Correlation of Fund	
to ABRVXX	0.99
to S&P 500	0.98
to SPVXSTR	-0.44
Sharpe Ratio	2.63
Sortino Ratio	4.66

## AVERAGE ANNUAL TOTAL RETURNS (%)

	QTD	YTD	1 Year	Since Inception 8/3/15
ABRVX	4.15	4.15	4.83	1.42
S&P 500 Index	6.07	6.07	17.17	9.81

## Expense Ratios (%)

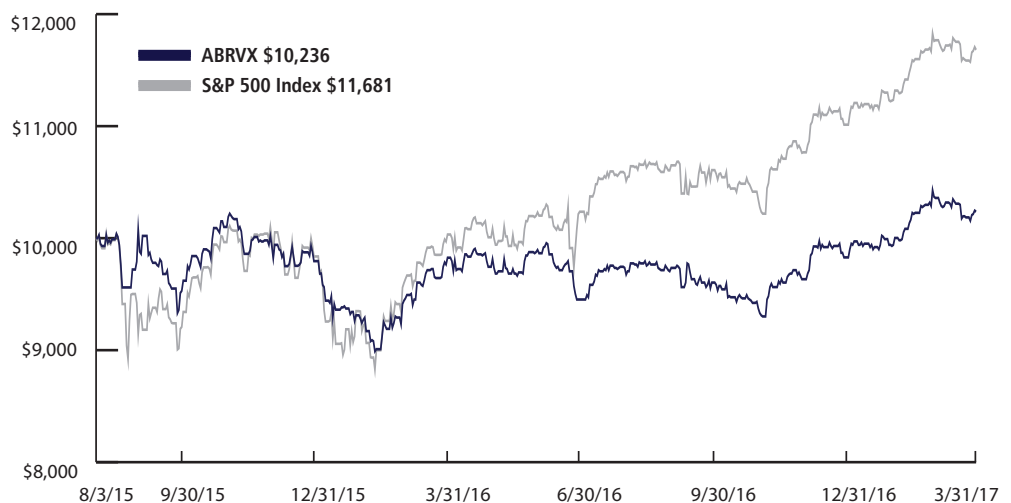
	Gross	Net <sup>3</sup> (what you pay)
ABRVX	21.80	2.00
ABRTX	41.71	2.25

## Investment Minimums

	Initial	Additional
ABRVX	\$100,000	None
ABRTX	\$2,500	None

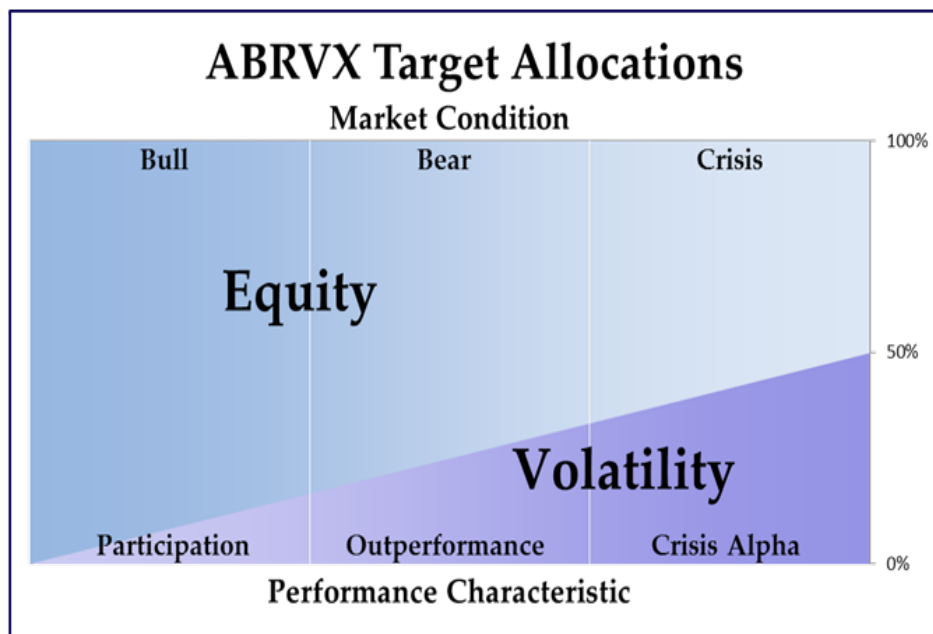
## GROWTH OF A HYPOTHETICAL \$10,000 INVESTMENT

Fund Inception 8/3/15 to 3/31/17



Returns represent past performance and do not guarantee future results. Investment return and principal value will fluctuate so that an investor's shares, when redeemed, may be worth more or less than their original cost. Mutual fund performance changes over time and currently may be significantly lower than stated above. For the most recent month-end performance, please call 855-422-4518.

<sup>3</sup>The Adviser has contractually agreed to waive fees and/or reimburse expenses until November 30, 2017.



### MANAGED BY

**Taylor Lukof**  
13 years of investment experience  
Founder, ABR Dynamic Funds, LLC

**David Skordal**  
13 years of investment experience  
PM, ABR Dynamic Funds, LLC

- The Fund's exposure to the S&P 500® Total Return Index tends to increase in periods of relatively low market volatility.
- The Fund's exposure to the S&P 500® VIX Short-Term Futures Index tends to increase in periods of relatively high volatility.
- At times, the Fund may also convert to a full cash position as necessary to remain consistent with the cash position weighting of the Index.

### Important Information

Combining four proprietary models, ABR Dynamic Blend Equity & Volatility Fund seeks to provide exposure to equities and equity volatility. Market volatility and the historic performance of the market determine the Fund's exposure to equities and volatility. For brief periods, the Fund may invest in cash.

### Risk Disclosure

The return on and value of an investment in the mutual fund will fluctuate in response to market movements. Investments are subject to market risks, such as rapid increase or decrease in an investment value or liquidity, fluctuations in price due to economic conditions and other factors beyond the control of the Adviser.

As with any mutual fund, there are risks involved with investing in the ABR Dynamic Blend Equity & Volatility Fund (the Fund), including the possible loss of principal. Other risks specific to the Fund are detailed in the prospectus. The Fund may be non-diversified, and fluctuations in individual holdings will have a greater impact on the Fund's performance. The Fund may also invest in derivative instruments, and a small investment could have a large potential impact on the performance of the Fund. Future contracts have risks associated with index correlation, liquidity, default and margin. The Fund is not "actively" managed; passive management will not otherwise take defensive positions in declining markets unless such positions are reflected in the Index.

**Standard Deviation** is a historical measure of volatility; a higher number indicates greater volatility. **Beta** is the measure of a fund's relative volatility as compared to the S&P 500 Index. Beta attempts to measure the relative risk. A Beta rating above 1.0 indicates greater volatility than the market. A Beta rating below 1.0 indicates lower volatility than the market. **Correlation** is a measure of how much the price fluctuations of one instrument can be explained by the price fluctuations of another instrument. A correlation close to 1 indicates a higher degree of co-movement. **Sharpe Ratio** is a risk-adjusted measure calculated by using standard deviation and excess return to determine reward per unit of risk. The higher the Sharpe Ratio, the better the fund's historical risk adjusted performance. A variation of the Sharpe Ratio is the **Sortino Ratio**, which removes the effects of upward price movements to measure only return against downward price volatility. The **S&P 500 Total Return Index** is a market capitalization-weighted index of 500 large-capitalization stocks commonly used to represent the U.S. equity market. All returns reflect reinvested dividends and capital gains distributions. One cannot invest directly in an index.

The Fund is distributed by Foreside Fund Services, LLC

**Investors should carefully consider the investment objectives, risks, charges and expenses of the Fund before investing. To obtain a prospectus containing this and other important information please call 855-422-4518 or [click here](#) to view and download a prospectus online. Please read the specific Fund's prospectus carefully before you invest.**



**ABR**  
Dynamic Mutual Funds